

Economic Impacts of the Recreational Use of the Lower Mississippi River Fishing and Boating Trail

James Caudill Ph.D.
U.S. Fish and Wildlife Service
Arlington VA

Tim Richardson
American Land Conservancy
Rockville MD



American Land Conservancy's Mississippi River Program: From River Restoration to Water Trail

- ◆ ALC invited to Middle Mississippi River by federal agencies after 'Great Flood' of 1993
- ◆ The project area from St. Louis to Cairo, IL is in the 'open river' below the locks and dams on the Upper Miss
- ◆ Restoring island/side channel complexes to aid endangered species and retiring flood-prone farms is goal. 26,000 acres restored so far for \$25,000,000.



Economic development became added selling point for ALC's large-scale river restoration

- ◆ Public open space became a selling point to the project weaving history, culture and outdoor recreation to biological goals
- ◆ The Great River Road (above right) was augmented
- ◆ The Thebes, IL boat ramp (below right) was developed and donated by ALC
- ◆ The Middle Mississippi River National Wildlife Refuge and Shawnee National Forest were expanded.



ALC was invited to the Delta Region by the Lower Mississippi River Conservation Committee

- ◆ The LMRCC is made up of six Lower River states including Missouri, Kentucky, Tennessee, Arkansas, Mississippi and Louisiana.
- ◆ The 'Delta' region's river ecology is compromised by agriculture and flood control levees, but rivals the Everglades for biological productivity while receiving almost no funding for restoration.
- ◆ Selectively reconnecting the river to its floodplain by working with willing landowners became the goal for ALC's and LMRCC's lower river program.

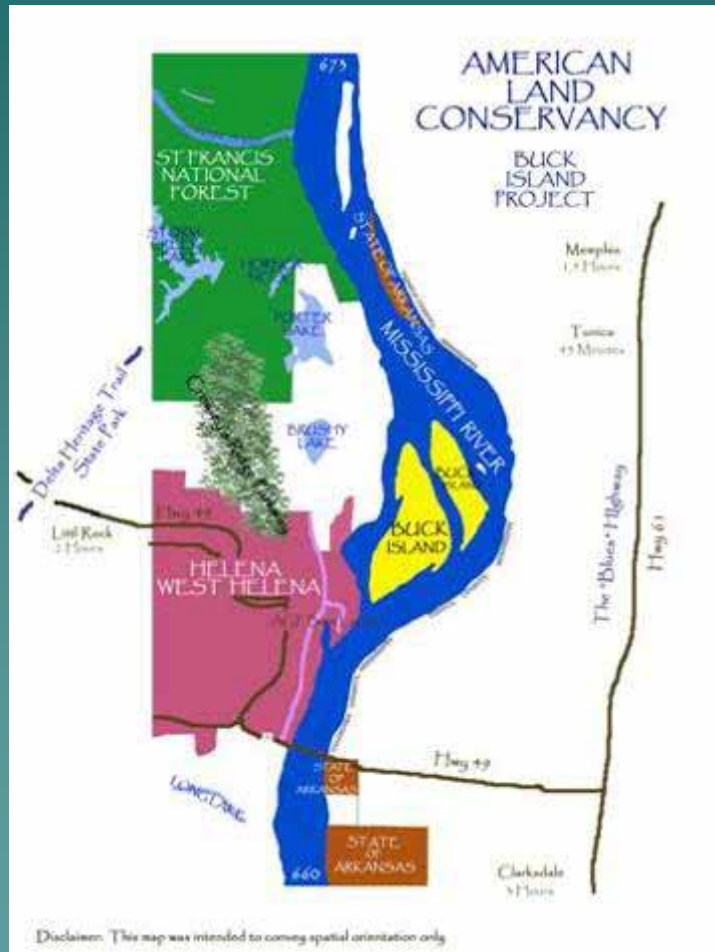


LMRCC advocates creation of public land-based Lower Mississippi River Fishing and Boating Trail

- ◆ 95% of the land in the Delta is private, owned mostly by timber companies and hunting clubs
- ◆ The public doesn't care about the resource because it is 'hidden in plain sight' behind the levee system and the river is feared due to historic flooding
- ◆ Buck Island was purchased by ALC to become public land connecting Helena, AR to Choctaw Island WMA in Arkansas City 100 miles downriver



Buck Island will help build-out nature-based assets in an economically depressed Mississippi River town



Political campaign for the environment focused on economic development





31 County Area

- ◆ Population – 1.3 million
- ◆ Per Capita Income - \$24,800
- ◆ Employment – 760,000
- ◆ Firms – 60,000

Angler and Wildlife Watching Days 31 County Area: 2006

1. Angler Days

- Residents: 5.7 million
- Non-Residents: 751,000

2. Wildlife Watching Days

- Residents: 615,000
- Non-Residents: 167,000

Additional Angler Days Associated with Trail

1. 5% increase in Resident Angler days

- 287,000 Angler Days

2. 10% increase in Non-Resident Angler Days

- 75,100 Angler Days

3. Total Increase

- 362,700 Angler days

Additional Wildlife Watching Days Associated with Trail

1. 10% increase in Resident Wildlife Watching Days

- 61,500 Wildlife Watching Days

2. 15% increase in Non-Resident Wildlife Watching Days

- 25,050 Wildlife Watching Days

3. Total Increase

- 86,550 Wildlife Watching Days

Angling \$



Sporting Goods Store


* Direct

* Indirect

* *Induced*



Manufacturer



Wholesaler

* Indirect

* *Induced*

* Indirect


* *Induced*



Manufacturing Inputs



Economic Impacts

- ◆ Expenditures
 - ◆ Output
 - ◆ Employment
 - ◆ Income
 - ◆ Taxes
- 

Recreational Retail Expenditures Per Day Per Person

1. Angling Expenditures

- Resident: \$36
- Non-Resident: \$67

2. Wildlife Watching Expenditures

- Resident: \$31
- Non-Resident: \$97

Economic Impacts from Increased Angling

1. Retail Expenditures: \$14.3 million
2. Output: \$18.2 million
3. Jobs: 275
4. Income: \$6.6 million
5. State/Local Tax Revenue: \$767,700
6. Federal Tax Revenue: \$1.3 million

Economic Impacts from Increased Wildlife Watching

1. Retail Expenditures: \$4.1 million
2. Output: \$5.4 million
3. Jobs: 89
4. Income: \$2.0 million
5. State/Local Tax Revenue: \$229,000
6. Federal Tax Revenue: \$399,000

Additional Economic Impacts from Trail Use

1. Retail Expenditures: \$18.4 million
2. Output: \$23.6 million
3. Jobs: 364
4. Income: \$8.7 million
5. State/Local Tax Revenue: \$994,100
6. Federal Tax Revenue: \$1.7 million

“In a world where money talks,
the environment needs value to give
it a voice”

Francis Cairncross